

# CITROËN

DS19, ID19 and ID19 STATION WAGON



## **WARRANTY** AND **MAINTENANCE**

## **BOOKLET**



# CITROEN

— To be filled by dealer before delivery —

Owner's Name Edward Turner

Type 10-19 - No. make

Address 2837 Fernwood - San Mateo  
- Calif.

Serial No. 3.082.551

Motor No. 19.610.870

Sold By Don Hampton, Palo Alto, Calif.  
dealer's stamp

Date Sold 11-28-61

**NOTE:** This booklet is a valuable document. To insure the proper application of our warranty policy it must be presented to the Citroen servicing dealer on request. Please keep it available at all times.

Dear Customer:

Welcome to the distinguished family of Citroen owners. You are now driving an automobile which is the result of a rich and historical tradition of pioneering achievements. It is our policy to protect the confidence you have expressed in selecting our product. To this end we suggest you become familiar with the instructions printed in this booklet and use it as a guide to insure happy Citroen driving.

CITROEN CARS CORPORATION



## WARRANTY

CITROEN CARS CORPORATION, Sole importer and distributor of CITROEN cars and products in the U. S. warranties the vehicle specified in this booklet to the original owner according to the terms set forth below. This Warranty strictly limits the responsibility of the Manufacturer of the vehicle and CITROEN CARS CORPORATION. The Manufacturer and CITROEN CARS CORPORATION cannot be held liable for fire or accident, nor for consequential damage of any kind.

The Warranty consists in the replacement or repair of defective parts as deemed necessary by CITROEN CARS CORPORATION, free of charge for the owner, except for lubricants and hydraulic brake fluid. This Warranty is in effect for a period of 12 months or 12,000 miles (whichever first occurs).

The period of Warranty starts on the date the vehicle has been invoiced to the original owner with no exception.

In no event the Manufacturer and CITROEN CARS CORPORATION can be held liable for expenses inherent to towing, storage or immobility of vehicle.

All Warranty operations have to be performed by an authorized CITROEN dealer.

This Warranty policy does not cover parts adjustments or replacements that should be performed as normal maintenance operations as described in the Maintenance Guide or due to normal wear and tear.

This Warranty does not cover either the replacement or repair of tires, light bulbs, fuses, batteries and other equipments which carry a guarantee provided by their own Manufacturer.

The 300 mile check-up is a requirement of our Warranty policy. This check-up is free of charge and must be performed by a CITROEN dealer whether he is the seller of the vehicle or not. (Customer pays for lubricants and hydraulic brake fluid).

### **CASES IN WHICH WARRANTY BECOMES NULL AND VOID:**

- 1) — If non genuine CITROEN part has been adapted to the vehicle.
- 2) — If the vehicle has been modified or altered in any way.
- 3) — If the vehicle has been misused, overloaded or damaged by owner's negligence.
- 4) — If the vehicle has been entered in competition without Factory approval.
- 5) — If the 300 mile inspection was not performed between 200 and 500 miles.

Beyond the Warranty period replacement parts as well as rebuilt parts are warranted for a period of 90 days from the date of installation for the parts cost only.

The Warranty as outlined above strictly limits the responsibility of the Manufacturer and CITROEN CARS CORPORATION.


## — MAINTENANCE GUIDE —

### PREVENTIVE MAINTENANCE AND LUBRICATION

This guide will assist you in keeping your car in the best possible condition. It is to your advantage to adhere to these instructions which will ensure economical and safe driving.

Following is a list of inspections to be carried out at specified intervals.

Your Citroen dealer can perform these inspections and will be happy to give you the benefit of his experience.



***A clean car is a pleasure to drive!***

## — INSPECTION A —

### MECHANICAL

- tighten cylinder head (to be done only at 1st inspection "A")
- adjust valves
- clean hydraulic filter
- clean air filter
- check spark plugs
- check distributor points
- adjust free play of clutch
- adjust clutch speed engagement (DS only)
- adjust R.P.M.
- adjust rear brakes
- cross tires

### ELECTRICAL

- check head light and adjust if necessary


### BODY

- lubricate door window rubber seals

### LUBRICATION

- see Lubri-Chart

### ROAD TEST CAR



## — INSPECTION B —

### MECHANICAL

- Clean hydraulic filter
- clean air filter
- clean carburetor
- check spark plugs
- check distributor points
- adjust free play of clutch
- adjust clutch speed engagement (DS only)
- adjust R.P.M.
- adjust tension of belts
- check hydraulic system pressure
- check hydraulic circuit for leakage
- cross tires

### ELECTRICAL

- check headlight and adjust if necessary

### BODY

- Lubricate door window rubber seals
- check window cranking mechanism
- check door locks, hood and trunk latches

### LUBRICATION

- See Lubri-Chart

### ROAD TEST CAR



## — INSPECTION C —

### MECHANICAL

- clean hydraulic filter
- clean air filter
- check spark plugs
- check distributor points
- adjust free play of clutch
- adjust clutch speed engagement (DS only)
- adjust R.P.M.
- check front and rear brake linings
- adjust rear brakes
- cross tires

### ELECTRICAL

- check headlight and adjust if necessary
- check directional signals for functioning
- check windshield wiper, dome light, tail lights, stop lights, trunk light, horns, blower and instrument panel lights for functioning


### BODY

- Lubricate door window rubber seals
- check muffler and exhaust pipes

### LUBRICATION

- See Lubri-Chart

### ROAD TEST CAR



## — INSPECTION D —

### MECHANICAL

- clean hydraulic filter
- clean air filter
- clean carburetor
- check spark plugs
- check distributor points & condenser
- adjust valves
- check engine timing
- adjust tension of belts
- adjust free play of clutch
- adjust clutch speed engagement (DS only)
- adjust R.P.M.
- check hydraulic system pressure
- check hydraulic circuit for leakage
- ~~clean shock absorbers~~
- ~~adjust front end alignment~~
- ~~adjust~~ height *check*
- check parking brakes
- cross tires

### ELECTRICAL

- check headlight and adjust if necessary.

### BODY

- Lubricate door window rubber seals
- check window cranking mechanism
- check door locks, hood and trunk latches.

### LUBRICATION

- See Lubri-Chart
- change hydraulic brake fluid

### ROAD TEST CAR.



OPERATIONS			DATE	MILES	PERFORMED BY (Dealer stamp to be applied only at time of inspection)
1200 miles		Lubrication			(Dealer stamp to be applied only at time of inspection)
2400 "		Lub Oil change			
3600 "		Lubrication			Dealer's stamp
4800 "	Inspection "A" →				INSPECTION "A"
6000 "		Lubrication			
7200 "		Lub Oil change			
8400 "		Lubrication			Dealer's stamp
9600 "	Inspection "B" →				INSPECTION "B"
10800 "		Lubrication			
12000 "		Lub Oil change			
13200 "		Lubrication			Dealer's stamp
14400 "	Inspection "C" →				INSPECTION "C"
15600 "		Lubrication			
16800 "		Lub Oil change			
18000 "		Lubrication			Dealer's stamp
19200 "	Inspection "D" →				INSPECTION "D"

OPERATIONS		DATE	MILES	PERFORMED BY (Dealer stamp to be applied only at time of inspection)
20400 miles	Lubrication			
21600 "	Lub Oil change			
22800 "	Lubrication			Dealer's stamp
24000 "	Inspection "A" →			
25200 "	Lubrication			INSPECTION "A"
26400 "	Lub Oil change			
27600 "	Lubrication			Dealer's stamp
28800 "	Inspection "B" →			
30000 "	Lubrication			INSPECTION "B"
31200 "	Lub Oil change			
32400 "	Lubrication			Dealer's stamp
33600 "	Inspection "C" →			
34800 "	Lubrication			INSPECTION "C"
36000 "	Lub Oil change			
37200 "	Lubrication			Dealer's stamp
38400 "	Inspection "D" →			
				INSPECTION "D"

OPERATIONS			DATE	MILES	PERFORMED BY (Dealer stamp to be applied only at time of inspection)
39600 miles		Lubrication			
40800 "		Lub Oil change			
42000 "		Lubrication			Dealer's stamp
43200 "	Inspection "A" →				INSPECTION "A"
44400 "		Lubrication			
45600 "		Lub Oil change			
46800 "		Lubrication			Dealer's stamp
48000 "	Inspection "B" →				INSPECTION "B"
49200 "		Lubrication			
50400 "		Lub Oil change			
51600 "		Lubrication			Dealer's stamp
52800 "	Inspection "C" →				INSPECTION "C"
54000 "		Lubrication			
55200 "		Lub Oil change			
56400 "		Lubrication			Dealer's stamp
57600 "	Inspection "D" →				INSPECTION "D"

OPERATIONS		DATE	MILES	PERFORMED BY (Dealer stamp to be applied only at time of inspection)
58800 miles	Lubrication			(Dealer stamp to be applied only at time of inspection)
60000 "	Lub Oil change			
61200 "	Lubrication			Dealer's stamp
62400 "	Inspection "A" →			
63600 "	Lubrication			INSPECTION "A"
64800 "	Lub Oil change			
66000 "	Lubrication			Dealer's stamp
67200 "	Inspection "B" →			
68400 "	Lubrication			INSPECTION "B"
69600 "	Lub Oil change			
70800 "	Lubrication			Dealer's stamp
72000 "	Inspection "C" →			
73200 "	Lubrication			INSPECTION "C"
74400 "	Lub Oil change			
75600 "	Lubrication			Dealer's stamp
76800 "	Inspection "D" →			
				INSPECTION "D"

OPERATIONS			DATE	MILES	PERFORMED BY (Dealer stamp to be applied only at time of inspection)
78000	miles	Lubrication			
79200	"	Lub Oil change			
80400	"	Lubrication			Dealer's stamp
81600	"	Inspection "A" →			
82800	"	Lubrication			INSPECTION "A"
84000	"	Lub Oil change			
85200	"	Lubrication			Dealer's stamp
86400	"	Inspection "B" →			
87600	"	Lubrication			INSPECTION "B"
88800	"	Lub Oil change			
90000	"	Lubrication			Dealer's stamp
91200	"	Inspection "C" →			
92400	"	Lubrication			INSPECTION "C"
93600	"	Lub Oil change			
94800	"	Lubrication			Dealer's stamp
96000	"	Inspection "D" →			
					INSPECTION "D"

# Lubri-Chart

## ENGINE All Models.

Drain and refill every 2400 miles. Check level before starting.

## HYDRAULIC SUSPENSION FLUID All Models.

Before starting check the hydraulic fluid. Top up when necessary with heavy duty hydraulic brake fluid.

## NOTE ID19 models only.

Before starting check hydraulic fluid level in brakes glass container. Top up when necessary with heavy duty hydraulic brake fluid.

**WATER PUMP SHAFT** ID19, ID19 Station Wagon, DS19 (on models fitted with oiler). Lubricate with engine oil every 3600 miles.

## GENERATOR BEARING All Models.

Lubricate with engine oil every 3600 miles.

## UNIVERSAL JOINTS All Models. 1 grease fitting on each side.

Lubricate with adhesive grease every 1200 miles. Do not over lubricate.

## UPPER PIVOT BALL JOINT All Models. 1 grease fitting on each side.

Lubricate with adhesive grease every 1200 miles. Do not over lubricate.

## TRANSMISSION AND DIFFERENTIAL All Models.

Check level every 3600 miles. Drain and refill every 12000 miles.

**DISTRIBUTOR** ID19, ID19 Station Wagon, DS19 (equipped with single coil ignition). Lubricate with very light oil every 3600 miles.

## AT EVERY LUBRICATION:

1. CHECK ELECTROLYTE LEVEL IN BATTERY
2. CHECK WATER LEVEL IN RADIATOR AND ANTI FREEZE WHEN NECESSARY
3. CHECK SOLUTION LEVEL IN WINDSHIELD WASHER CONTAINER
4. CHECK TIRE PRESSURE



*When suspending the car, it is preferable to use drive-on type lift.*

MODEL	CRANKCASE		TRANSMISSION AND DIFFERENTIAL		COOLING SYSTEM	GAS TANK	TIRES		
	QUARTS	VISCOSITY	PINTS	VISCOSITY	WITH HEATER QUARTS	U. S. GALLONS	SIZE	PRESSURE FRONT	COLD REAR
DS 19	4	SAE 20	4.2	SAE 90 E.P.	12	17	165x400x	24	20
ID 19	4	SAE 20	4.2	SAE 90 E.P.	12	17	165x400x	24	20
ID 19 ST. WAGON	4	SAE 20	4.2	SAE 90 E.P.	10.5	17	165x400x	26	27


## HYDRAULIC BRAKE FLUID

The following brake fluids are recommended to be used in the Citroen hydraulic system.

- CASTROL Ref. Citroen brake fluid
- PRESTONE " Super H.D.
- MOBIL OIL " Super H.D.
- DELCO " Super 11
- LOCKHEED " Wagner 21 B

If it is impossible to obtain these fluids use a heavy duty brake fluid with specifications S.A.E. 70 R 3.

**IMPORTANT:** Never use any other liquid, particularly mineral based products, such as engine oils or oils for hydraulic jacks, shock absorbers, automatic gear boxes in the hydraulic system. Use of these fluids will destroy the hydraulic system of your car completely and rapidly.



## RECOMMENDED OILS AND GREASES

UNIT	VISCOSITY	AMOCO	CASTROL	CITIES SERVICE	ESSO	GULF	MOBIL	SHELL	SUNOCO	TEXACO	VEEDOL
ENGINE	S.A.E. 20	Permalube S.A.E. 20	Castrolite SAE 20W/20	Trojan SAE 20	Esso Extra #1 SAE 20	Gulfpride SAE 20	Mobiloil Arctic SAE 20	Shell X 100 SAE 20	Dynalube SAE 20	Texaco SAE 20	Veedol Premium SAE 20-20W
		Super Permalube 10W/30		Koolmotor SAE 20	Esso Extra #3 SAE 20-W-30		Mobil Special 10W 30	Shell X 100 Premium 10 W 30		Special 10 W 30	Havoline 10 W 30
				5D-10W 30	Uniflow 10 W 30	Gulfsingle G					
WATER PUMP	Motor Oil	Permalube 20	Castrolite SAE 20W/20	Trojan SAE 20	Esso Extra #1	Gulfpride SAE 20	Mobil Arctic SAE 20	Shell X 100 SAE 20	Dynalube SAE 20	Texaco SAE 20	Veedol Premium SAE 20-20W
GENERATOR	Motor Oil	Permalube 20	Castrolite SAE 20W/20	Trojan SAE 20	Esso Extra #1	Gulfpride SAE 20	Mobil Arctic SAE 20	Shell X 100 SAE 20	Dynalube SAE 20	Texaco SAE 20	Veedol Premium SAE 20-20W
UNIVERSAL JOINTS	Multi-purpose Grease	Permalube #158 AP	Castrol BN	Trojan HM 2-MP	Esso MP	Gulflex "A" MP	Mobil MP	Darina A-X	Sunoco MP	Marfak MP 2	Veedol AP
UPPER PIVOT BALL JOINT	Multi-purpose Grease	Permalube #158 AP	Castrol BN	Trojan HM 2-MP	Esso MP	Gulflex "A" MP	Mobil MP	Darina A-X	Sunoco	Marfak MP 2	Veedol AP
Transmission & Differential	S.A.E. 90 E.P.	Permalube Gear Oil SAE 90	Castrol Hypoy Gear Oil SAE 90	Trojan Gear Oil SAE 90	Esso GxP Compound SAE 90	Gulf MP Lubricant SAE 90	Mobilube G X SAE 90	Spirax EP 90	Sunoco Gear Oil SAE 90	Texaco Multi-gear SAE 90	Veedol Multi-gear 80-90
DISTRIBUTOR	Light Oil										

NOTE: If the average daily temperature exceeds 86°F. we recommend to use an engine oil viscosity SAE 30 or SAE 20/40. THIS LIST IS NOT RESTRICTIVE. FOR OTHER HOMOLOGATED PRODUCTS CONSULT YOUR AUTHORIZED CITROEN DEALER.

FAN BELT FOR ALTERNATOR [DICK] 3L380

LOG BOOK

PIVOTS JUNE 1966 72452

TRANS CHANGED 74640

2-1-67 NEW BATTERY

2-5-67 REBUILT STARTER - NEW BRUSHES (PUGET PART #93543)

2-15-67 HYDRAULIC FLUID REPLACED 85912

2-15-67 INSTALLED JUDSON "ELECTRONIC MAGNETO" 85912

8-7-67 INSTALLED DRAKE TR-4 SERIAL #26695 [HAM RADIO OUTLET BURLINGAME]

[8-2-67 93800 MILES]

8-15-68 NEW BRUSHES + BENDIX SPRING - STARTER 112200

8-24-68 NEW POINTS 112367

A-1-70 VALVE GRIND ETC. ~~130850~~ 130850





CHEVRONS OF PRESTIGE

PRINTED IN U.S.A.